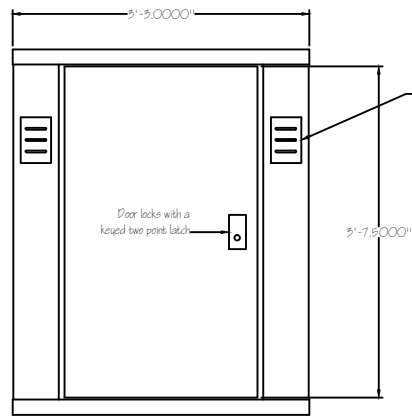


sales order	0000	Custom	???	date	08/23/13
item	0000	N ^o	Bike Locker	scale	N.T.S
finish	1B17	<input type="checkbox"/> approved <input type="checkbox"/> approved as noted <input type="checkbox"/> not approved revise as noted			
PHONE 540.342.1548 FAX 540.342.1417 WEB RCLFIND.COM					

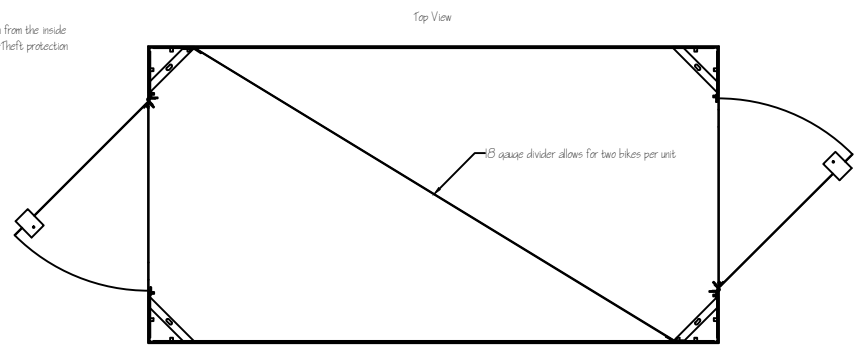


Front Elevation

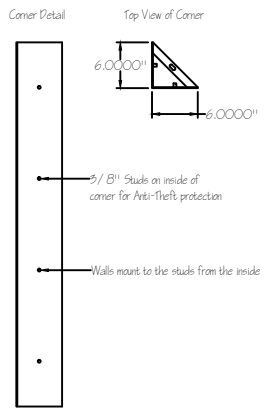
Lower vents bolt on from the inside with studs for Anti-Theft protection

Door locks with a keyed two point latch

5'-7.5000"



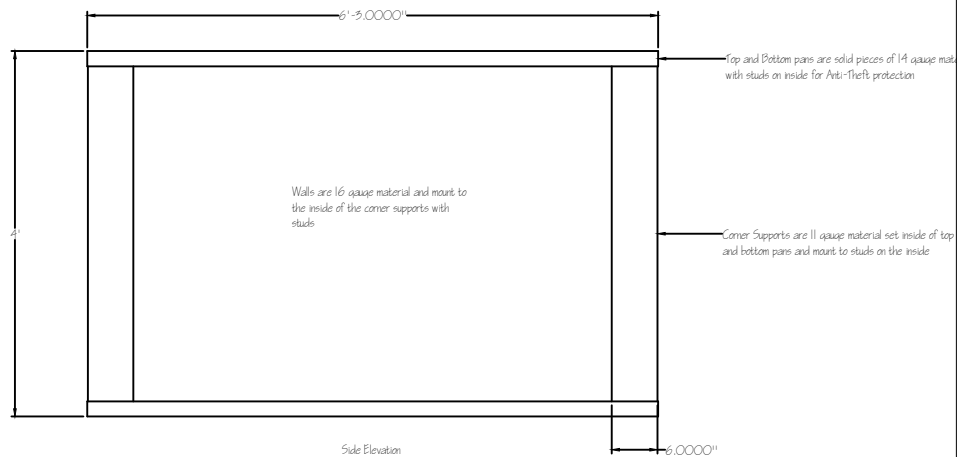
Top View



Corner Detail Top View of Corner

5/8" Studs on inside of corner for Anti-Theft protection

Walls mount to the studs from the inside



Side Elevation

Top and Bottom pans are solid pieces of 14 gauge metal with studs on inside for Anti-Theft protection

Corner Supports are 11 gauge material set inside of top and bottom pans and mount to studs on the inside

Walls are 16 gauge material and mount to the inside of the corner supports with studs